

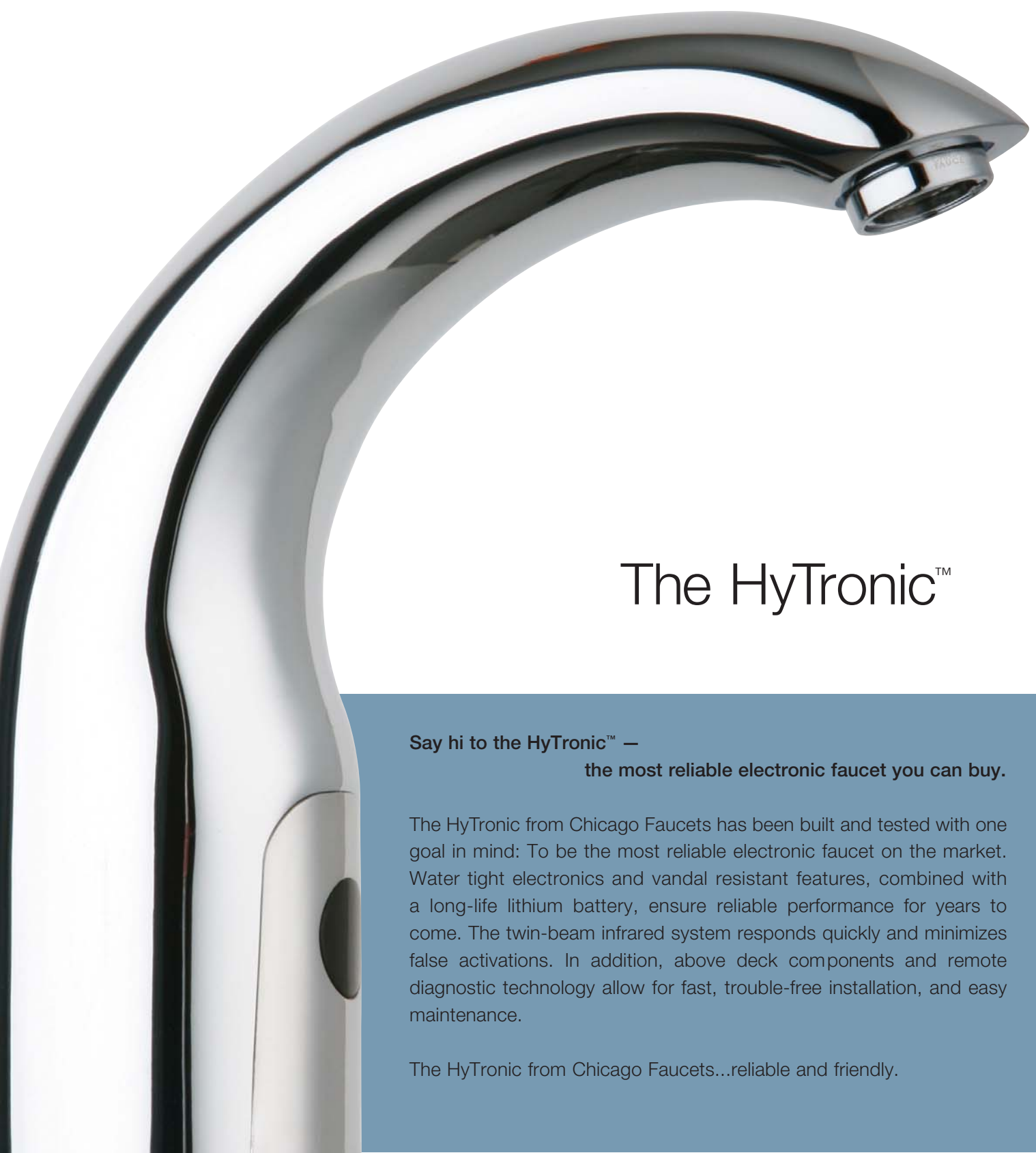
**CHICAGO
FAUCETS**

a Geberit company

Electronic Faucets



reliable.



The HyTronic™

Say hi to the HyTronic™ —

the most reliable electronic faucet you can buy.

The HyTronic from Chicago Faucets has been built and tested with one goal in mind: To be the most reliable electronic faucet on the market. Water tight electronics and vandal resistant features, combined with a long-life lithium battery, ensure reliable performance for years to come. The twin-beam infrared system responds quickly and minimizes false activations. In addition, above deck components and remote diagnostic technology allow for fast, trouble-free installation, and easy maintenance.

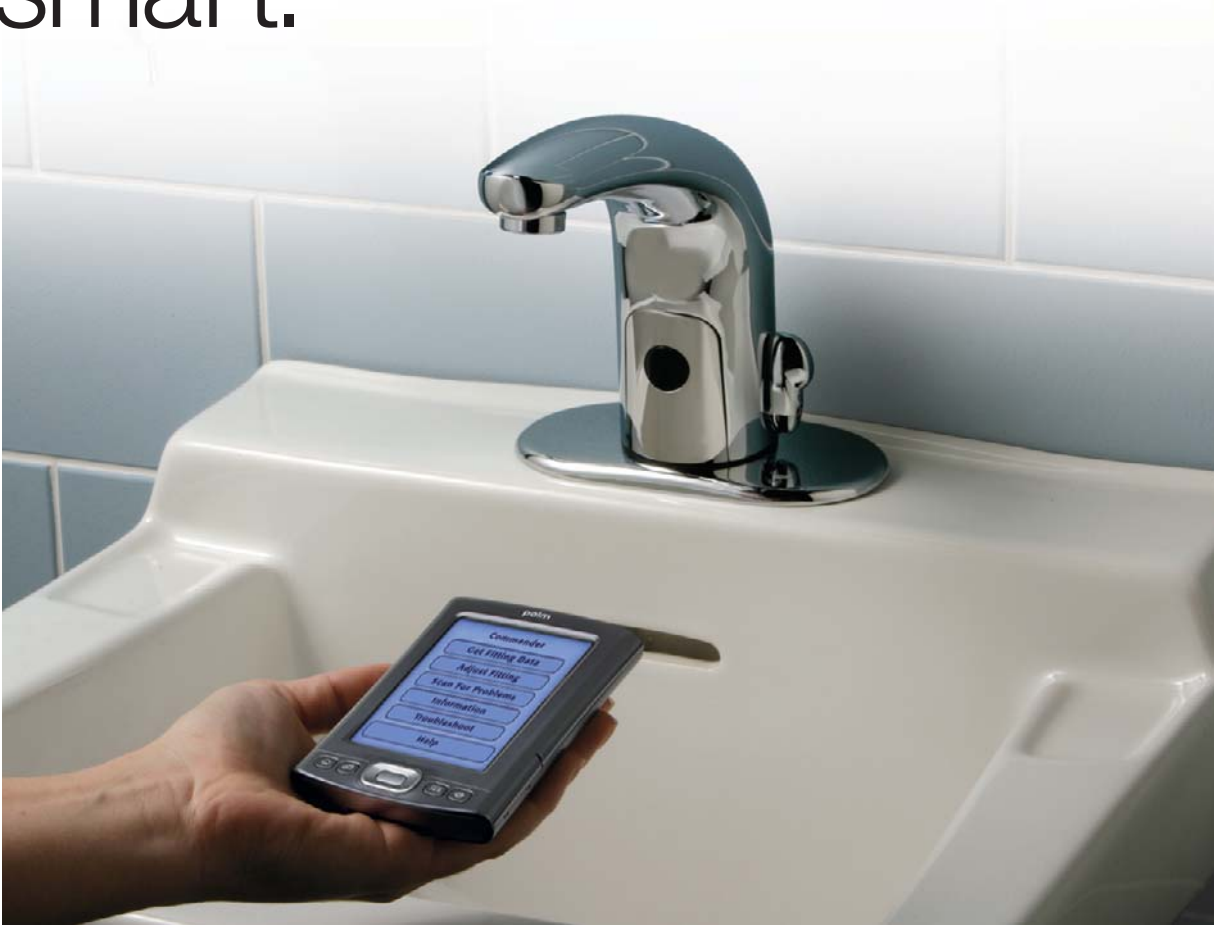
The HyTronic from Chicago Faucets...reliable and friendly.



By combining Chicago Faucets' durability with the technology of Geberit, the HyTronic is an electronic sensor-operated faucet, designed to operate in the toughest commercial applications. And it was even tested under water.

- Available in a choice of styles and configurations to match virtually any application
- Chrome-plated, permanent mold, cast brass construction for refined finish and unmatched durability
- Above deck design for easy installation and maintenance
- Electronic components secured within solid brass faucet body for enhanced vandal resistance
- Dual-beam infrared sensing technology for quick response time, minimizes false activation
- Hermetically sealed electronics module to prevent damage from moisture
- Solenoid opens at 20 to 125 psi - exceeding all national and regional codes for dependable performance
- Long battery life - up to 3 years or 200,000 uses to minimize maintenance
- Meets or exceeds ASME A112.18.1M, CSA B125, ADA regulations

smart.



Commander™ Software

Commander™ software, developed by Geberit, enables precise tool-free adjustments without physically touching the internal electronics. This easy-to-use software makes diagnostics and adjustments easier than ever before. With a Palm® enabled device and Commander software, you can:

- Change and customize operating modes
- Adjust sensor range
- Monitor battery levels
- Identify serial number, settings and usage information
- Access trouble shooting guide and product information

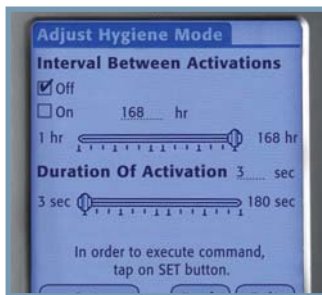
*Commander software not required to change basic functions



Intelligent design,
rugged durability and
unparalleled efficiency.



Fitting Adjustment allows you to select or adjust operating modes and sensor range for optimal performance. Operation modes include Normal, Metering, Scrub and WaterSaver for enhanced conservation.



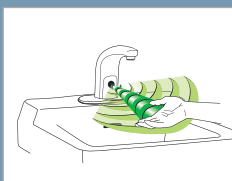
Hygiene Flush activates the faucet automatically after a pre-determined amount of time has elapsed without use. This mode helps prevent bacteria buildup, such as legionella.



Smart Power Mode helps extend battery life (DC version) by reducing the frequency of detection after long periods of inactivity. This can extend battery life by as much as 20% depending on water usage.

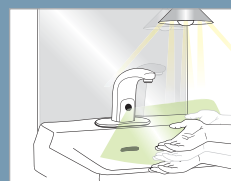
The HyTronic features a dual-beam system that provides a quick response time, while minimizing false activations. This dual-beam feature can also be adjusted to a single beam for enhanced performance in areas where there is a high level of reflection. In addition, these faucets are designed to sense the environment for remarkable accuracy. Automatically adjusting between static (infrared) and dynamic (hand motion only) modes further adds to their ability to adapt to a wide variety of surroundings.

Static Mode



- Beams of infrared light sense the environment
- When the beams are reflected back at sensor, water flow is activated
- User-friendly, default mode

Dynamic Mode



- Automatically activated in high interference environments (mirrors, bright lights, reflective sinks)
- Faucet senses motion only
- Over time, reverts back to static mode

affordable.



The E-Tronic™ 20

Introducing the newest electronic lavatory faucet from Chicago Faucets. The E-Tronic™ 20 incorporates advanced technology for dependable, reliable service at an attractive price. An affordable alternative for any lavatory installation, the E-Tronic 20 combines the above-deck electronic technology of our dependable HyTronic line with a factory pre-set cycle time for worry-free, water conserving performance.

While the E-Tronic 20 has fewer features than the HyTronic product line, the E-Tronic 20 is a great way to introduce Chicago Faucets electronic technology to a more budget-driven project. The E-Tronic 20 is an affordable way to experience the ease of installation, dependability and improved efficiency of our electronic product line.

Dependable, reliable
electronic performance.



The E-Tronic™ 20

- Single hole, deck mount, electronic lavatory faucet with dual-beam infrared sensor
- Chrome-plated cast brass spout for refined finish and unmatched durability
- Designed with above deck electronics for easy installation and maintenance
- Choice of single supply for tempered water or concealed internal temperature control mixer
- Dual-beam infrared sensing technology for quick response time, minimizes false activation
- Hermetically sealed electronics module to prevent damage from moisture
- Meets or exceeds ASME A112.18.1M, CSA B125, ADA regulations

DECK MOUNTED

HyTronic™ Traditional - AC



116.101.21.1

- Single Hole, Deck Mount, Traditional Electronic Lavatory Faucet with Dual Beam Infrared Sensor
- 5 1/2" C-C Spout
- 12 Volt AC Transformer Required (Order Separately)
- Single Supply for Tempered Water
- Multiple Field Adjustable Modes and Ranges
- E2805 .5 GPM (1.9 L/min) Vandal Resistant Spray Outlet
- Includes Optional 2.2 GPM (8.3 L/min) Aerator Insert
- Geberit Commander Software Compatible



116.111.21.1

- Single Hole, Deck Mount, Traditional Electronic Lavatory Faucet with Dual Beam Infrared Sensor
- 5 1/2" C-C Spout
- 12 Volt AC Transformer Required (Order Separately)
- Concealed Internal Temperature Control Mixer
- Multiple Field Adjustable Modes and Ranges
- E2805 .5 GPM (1.9 L/min) Vandal Resistant Spray Outlet
- Includes Optional 2.2 GPM (8.3 L/min) Aerator Insert
- Geberit Commander Software Compatible



116.121.21.1

- Single Hole, Deck Mount, Traditional Electronic Lavatory Faucet with Dual Beam Infrared Sensor
- 5 1/2" C-C Spout
- 12 Volt AC Transformer Required (Order Separately)
- User Adjustable Temperature Control Mixer
- Multiple Field Adjustable Modes and Ranges
- E2805 .5 GPM (1.9 L/min) Vandal Resistant Spray Outlet
- Includes Optional 2.2 GPM (8.3 L/min) Aerator Insert
- Geberit Commander Software Compatible

HyTronic™ Contemporary - AC



116.102.21.1

- Single Hole, Deck Mount, Contemporary Electronic Lavatory Faucet with Dual Beam Infrared Sensor
- 5 1/8" C-C Spout
- 12 Volt AC Transformer Required (Order Separately)
- Single Supply for Tempered Water
- Multiple Field Adjustable Modes and Ranges
- E2805 .5 GPM (1.9 L/min) Vandal Resistant Spray Outlet
- Includes Optional 2.2 GPM (8.3 L/min) Aerator Insert
- Geberit Commander Software Compatible



116.112.21.1

- Single Hole, Deck Mount, Contemporary Electronic Lavatory Faucet with Dual Beam Infrared Sensor
- 5 1/8" C-C Spout
- 12 Volt AC Transformer Required (Order Separately)
- Concealed Internal Temperature Control Mixer
- Multiple Field Adjustable Modes and Ranges
- E2805 .5 GPM (1.9 L/min) Vandal Resistant Spray Outlet
- Includes Optional 2.2 GPM (8.3 L/min) Aerator Insert
- Geberit Commander Software Compatible



116.122.21.1

- Single Hole, Deck Mount, Contemporary Electronic Lavatory Faucet with Dual Beam Infrared Sensor
- 5 1/8" C-C Spout
- 12 Volt AC Transformer Required (Order Separately)
- User Adjustable Temperature Control Mixer
- Multiple Field Adjustable Modes and Ranges
- E2805 .5 GPM (1.9 L/min) Vandal Resistant Spray Outlet
- Includes Optional 2.2 GPM (8.3 L/min) Aerator Insert
- Geberit Commander Software Compatible

HyTronic™ Gooseneck - AC



116.103.21.1

- Single Hole, Gooseneck Deck Mount, Electronic Lavatory Faucet with Dual Beam Infrared Sensor
- GN2AH8 Gooseneck Spout
- 12 Volt AC Transformer Required (Order Separately)
- Single Supply for Tempered Water
- Multiple Field Adjustable Modes and Ranges
- E2805-5 .5 GPM (1.9 L/min) Vandal Resistant Spray Outlet
- Includes Optional 2.2 GPM (8.3 L/min) Aerator Insert
- Geberit Commander Software Compatible



116.113.21.1

- Single Hole, Gooseneck Deck Mount, Electronic Lavatory Faucet with Dual Beam Infrared Sensor
- GN2AH8 Gooseneck Spout
- 12 Volt AC Transformer Required (Order Separately)
- Concealed Internal Temperature Control Mixer
- Multiple Field Adjustable Modes and Ranges
- E2805-5 .5 GPM (1.9 L/min) Vandal Resistant Spray Outlet
- Includes Optional 2.2 GPM (8.3 L/min) Aerator Insert
- Geberit Commander Software Compatible



116.123.21.1

- Single Hole, Gooseneck Deck Mount, Electronic Lavatory Faucet with Dual Beam Infrared Sensor
- GN2AH8 Gooseneck Spout
- 12 Volt AC Transformer Required (Order Separately)
- User Adjustable Temperature Control Mixer
- Multiple Field Adjustable Modes and Ranges
- E2805-5 .5 GPM (1.9 L/min) Vandal Resistant Spray Outlet
- Includes Optional 2.2 GPM (8.3 L/min) Aerator Insert
- Geberit Commander Software Compatible

E-Tronic™ 20 - AC



116.305.21.1

- Single Hole, Deck Mount, Electronic Lavatory Faucet with Dual Beam Infrared Sensor
- 4 5/8" C-C Spout
- 12 Volt AC Transformer Required (Order Separately)
- Single Supply for Tempered Water
- On/Off Activation Operating Mode
- 241.892.21.1 .5 GPM (1.9 L/min) Vandal Resistant Spray Outlet



116.306.21.1

- Single Hole, Deck Mount, Electronic Lavatory Faucet with Dual Beam Infrared Sensor
- 4 5/8" C-C Spout
- 12 Volt AC Plug-in Transformer Included (Single Faucet Use)
- Single Supply for Tempered Water
- On/Off Activation Operating Mode
- 241.892.21.1 .5 GPM (1.9 L/min) Vandal Resistant Spray Outlet



116.315.21.1

- Single Hole, Deck Mount, Electronic Lavatory Faucet with Dual Beam Infrared Sensor
- 4 5/8" C-C Spout
- 12 Volt AC Transformer Required (Order Separately)
- Concealed Internal Temperature Control Mixer
- On/Off Activation Operating Mode
- 241.892.21.1 .5 GPM (1.9 L/min) Vandal Resistant Spray Outlet



116.316.21.1

- Single Hole, Deck Mount, Electronic Lavatory Faucet with Dual Beam Infrared Sensor
- 4 5/8" C-C Spout
- 12 Volt AC Plug-in Transformer Included (Single Faucet Use)
- Concealed Internal Temperature Control Mixer
- On/Off Activation Operating Mode
- 241.892.21.1 .5 GPM (1.9 L/min) Vandal Resistant Spray Outlet

HyTronic™ Traditional - DC



116.201.21.1

- Single Hole, Deck Mount, Traditional Electronic Lavatory Faucet with Dual Beam Infrared Sensor
- 5 1/2" C-C Spout
- 6 V Lithium CRP2 Battery (Included)
- Single Supply for Tempered Water
- Multiple Field Adjustable Modes and Ranges
- E2805 .5 GPM (1.9 L/min) Vandal Resistant Spray Outlet
- Includes Optional 2.2 GPM (8.3 L/min) Aerator Insert
- Geberit Commander Software Compatible



116.211.21.1

- Single Hole, Deck Mount, Traditional Electronic Lavatory Faucet with Dual Beam Infrared Sensor
- 5 1/2" C-C Spout
- 6 V Lithium CRP2 Battery (Included)
- Concealed Internal Temperature Control Mixer
- Multiple Field Adjustable Modes and Ranges
- E2805 .5 GPM (1.9 L/min) Vandal Resistant Spray Outlet
- Includes Optional 2.2 GPM (8.3 L/min) Aerator Insert
- Geberit Commander Software Compatible



116.221.21.1

- Single Hole, Deck Mount, Traditional Electronic Lavatory Faucet with Dual Beam Infrared Sensor
- 5 1/2" C-C Spout
- 6 V Lithium CRP2 Battery (Included)
- User Adjustable Temperature Control Mixer
- Multiple Field Adjustable Modes and Ranges
- E2805 .5 GPM (1.9 L/min) Vandal Resistant Spray Outlet
- Includes Optional 2.2 GPM (8.3 L/min) Aerator Insert
- Geberit Commander Software Compatible

DECK MOUNTED

HyTronic™ Contemporary - DC



116.202.21.1

- Single Hole, Deck Mount, Contemporary Electronic Lavatory Faucet with Dual Beam Infrared Sensor
- 5 1/8" C-C Spout
- 6 V Lithium CRP2 Battery (Included)
- Single Supply for Tempered Water
- Multiple Field Adjustable Modes and Ranges
- E2805 .5 GPM (1.9 L/min) Vandal Resistant Spray Outlet
- Includes Optional 2.2 GPM (8.3 L/min) Aerator Insert
- Geberit Commander Software Compatible



116.212.21.1

- Single Hole, Deck Mount, Contemporary Electronic Lavatory Faucet with Dual Beam Infrared Sensor
- 5 1/8" C-C Spout
- 6 V Lithium CRP2 Battery (Included)
- Concealed Internal Temperature Control Mixer
- Multiple Field Adjustable Modes and Ranges
- E2805 .5 GPM (1.9 L/min) Vandal Resistant Spray Outlet
- Includes Optional 2.2 GPM (8.3 L/min) Aerator Insert
- Geberit Commander Software Compatible



116.222.21.1

- Single Hole, Deck Mount, Contemporary Electronic Lavatory Faucet with Dual Beam Infrared Sensor
- 5 1/8" C-C Spout
- 6 V Lithium CRP2 Battery (Included)
- User Adjustable Temperature Control Mixer
- Multiple Field Adjustable Modes and Ranges
- E2805 .5 GPM (1.9 L/min) Vandal Resistant Spray Outlet
- Includes Optional 2.2 GPM (8.3 L/min) Aerator Insert
- Geberit Commander Software Compatible

HyTronic™ Gooseneck - DC



116.203.21.1

- Single Hole, Gooseneck Deck Mount, Electronic Lavatory Faucet with Dual Beam Infrared Sensor
- GN2AH8 Gooseneck Spout
- 6 V Lithium CRP2 Battery (Included)
- Single Supply for Tempered Water
- Multiple Field Adjustable Modes and Ranges
- E2805-5 .5 GPM (1.9 L/min) Vandal Resistant Spray Outlet
- Includes Optional 2.2 GPM (8.3 L/min) Aerator Insert
- Geberit Commander Software Compatible



116.213.21.1

- Single Hole, Gooseneck Deck Mount, Electronic Lavatory Faucet with Dual Beam Infrared Sensor
- GN2AH8 Gooseneck Spout
- 6 V Lithium CRP2 Battery (Included)
- Concealed Internal Temperature Control Mixer
- Multiple Field Adjustable Modes and Ranges
- E2805-5 .5 GPM (1.9 L/min) Vandal Resistant Spray Outlet
- Includes Optional 2.2 GPM (8.3 L/min) Aerator Insert
- Geberit Commander Software Compatible



116.223.21.1

- Single Hole, Gooseneck Deck Mount, Electronic Lavatory Faucet with Dual Beam Infrared Sensor
- GN2AH8 Gooseneck Spout
- 6 V Lithium CRP2 Battery (Included)
- User Adjustable Temperature Control Mixer
- Multiple Field Adjustable Modes and Ranges
- E2805-5 .5 GPM (1.9 L/min) Vandal Resistant Spray Outlet
- Includes Optional 2.2 GPM (8.3 L/min) Aerator Insert
- Geberit Commander Software Compatible

E-Tronic™ 20 - DC



116.405.21.1

- Single Hole, Deck Mount, Electronic Lavatory Faucet with Dual Beam Infrared Sensor
- 4 5/8" C-C Spout
- 6 V Lithium CRP2 Battery (Included)
- Single Supply for Tempered Water
- On/Off Activation Operating Mode
- 241.892.21.1 .5 GPM (1.9 L/min) Vandal Resistant Spray Outlet



116.415.21.1

- Single Hole, Deck Mount, Electronic Lavatory Faucet with Dual Beam Infrared Sensor
- 4 5/8" C-C Spout
- 6 V Lithium CRP2 Battery (Included)
- Concealed Internal Temperature Control Mixer
- On/Off Activation Operating Mode
- 241.892.21.1 .5 GPM (1.9 L/min) Vandal Resistant Spray Outlet

WALL MOUNTED

 All faucets are ADA Compliant, unless otherwise noted.

HyTronic™ Gooseneck - AC



116.104.21.1

- Single Hole, Gooseneck Wall Mount, Electronic Lavatory Faucet with Dual Beam Infrared Sensor
- GN2AH8 Gooseneck Spout
- 12 Volt AC Transformer Required (Order Separately)
- Single Supply for Tempered Water
- Multiple Field Adjustable Modes and Ranges
- E2805-5 .5 GPM (1.9 L/min) Vandal Resistant Spray Outlet
- Includes Optional 2.2 GPM (8.3 L/min) Aerator Insert
- Geberit Commander Software Compatible



116.114.21.1

- Single Hole, Gooseneck Wall Mount, Electronic Lavatory Faucet with Dual Beam Infrared Sensor
- GN2AH8 Gooseneck Spout
- 12 Volt AC Transformer Required (Order Separately)
- Concealed Internal Temperature Control Mixer
- Multiple Field Adjustable Modes and Ranges
- E2805-5 .5 GPM (1.9 L/min) Vandal Resistant Spray Outlet
- Includes Optional 2.2 GPM (8.3 L/min) Aerator Insert
- Geberit Commander Software Compatible



116.124.21.1

- Single Hole, Gooseneck Wall Mount, Electronic Lavatory Faucet with Dual Beam Infrared Sensor
- GN2AH8 Gooseneck Spout
- 12 Volt AC Transformer Required (Order Separately)
- User Adjustable Temperature Control Mixer
- Multiple Field Adjustable Modes and Ranges
- E2805-5 .5 GPM (1.9 L/min) Vandal Resistant Spray Outlet
- Includes Optional 2.2 GPM (8.3 L/min) Aerator Insert
- Geberit Commander Software Compatible

HyTronic™ Gooseneck - DC



116.204.21.1

- Single Hole, Gooseneck Wall Mount, Electronic Lavatory Faucet with Dual Beam Infrared Sensor
- GN2AH8 Gooseneck Spout
- 6 V Lithium CRP2 Battery (Included)
- Single Supply for Tempered Water
- Multiple Field Adjustable Modes and Ranges
- E2805-5 .5 GPM (1.9 L/min) Vandal Resistant Spray Outlet
- Includes Optional 2.2 GPM (8.3 L/min) Aerator Insert
- Geberit Commander Software Compatible



116.214.21.1

- Single Hole, Gooseneck Wall Mount, Electronic Lavatory Faucet with Dual Beam Infrared Sensor
- GN2AH8 Gooseneck Spout
- 6 V Lithium CRP2 Battery (Included)
- Concealed Internal Temperature Control Mixer
- Multiple Field Adjustable Modes and Ranges
- E2805-5 .5 GPM (1.9 L/min) Vandal Resistant Spray Outlet
- Includes Optional 2.2 GPM (8.3 L/min) Aerator Insert
- Geberit Commander Software Compatible



116.224.21.1

- Single Hole, Gooseneck Wall Mount, Electronic Lavatory Faucet with Dual Beam Infrared Sensor
- GN2AH8 Gooseneck Spout
- 6 V Lithium CRP2 Battery (Included)
- User Adjustable Temperature Control Mixer
- Multiple Field Adjustable Modes and Ranges
- E2805-5 .5 GPM (1.9 L/min) Vandal Resistant Spray Outlet
- Includes Optional 2.2 GPM (8.3 L/min) Aerator Insert
- Geberit Commander Software Compatible

COMPONENTS

Electronic



116.303.21.1

- AC - Single Hole, Gooseneck Deck Mount, Electronic Lavatory Fitting with Dual Beam Infrared Sensor
- Less Spout
- 1 1/16" - 18 UNEF Male Body Outlet
- 12 Volt AC Transformer Required (Order Separately)
- Single Supply for Tempered Water
- Multiple Field Adjustable Modes and Ranges
- Geberit Commander Software Compatible



116.304.21.1

- AC - Single Hole, Gooseneck Wall Mount, Electronic Lavatory Fitting with Dual Beam Infrared Sensor
- Less Spout
- 1 1/16" - 18 UNEF Male Body Outlet
- 12 Volt AC Transformer Required (Order Separately)
- Single Supply For Tempered Water
- Multiple Field Adjustable Modes and Ranges
- Geberit Commander Software Compatible



116.313.21.1

- AC - Single Hole, Gooseneck Deck Mount, Electronic Lavatory Fitting with Dual Beam Infrared Sensor
- Less Spout
- 1 1/16" - 18 UNEF Male Body Outlet
- 12 Volt AC Transformer Required (Order Separately)
- Concealed Internal Temperature Control Mixer
- Multiple Field Adjustable Modes and Ranges
- Geberit Commander Software Compatible



116.314.21.1

- AC - Single Hole, Gooseneck Wall Mount, Electronic Lavatory Fitting with Dual Beam Infrared Sensor
- Less Spout
- 1 1/16" - 18 UNEF Male Body Outlet
- 12 Volt AC Transformer Required (Order Separately)
- Concealed Internal Temperature Control Mixer
- Multiple Field Adjustable Modes and Ranges
- Geberit Commander Software Compatible



116.323.21.1

- AC - Single Hole, Gooseneck Deck Mount, Electronic Lavatory Fitting with Dual Beam Infrared Sensor
- Less Spout
- 1 1/16" - 18 UNEF Male Body Outlet
- 12 Volt AC Transformer Required (Order Separately)
- User Adjustable Temperature Control Mixer
- Multiple Field Adjustable Modes and Ranges
- Geberit Commander Software Compatible



116.324.21.1

- AC - Single Hole, Gooseneck Wall Mount, Electronic Lavatory Fitting with Dual Beam Infrared Sensor
- Less Spout
- 1 1/16" - 18 UNEF Male Body Outlet
- 12 Volt AC Transformer Required (Order Separately)
- User Adjustable Temperature Control Mixer
- Multiple Field Adjustable Modes and Ranges
- Geberit Commander Software Compatible

COMPONENTS

 All faucets are ADA Compliant, unless otherwise noted.

Electronic



116.403.21.1

- DC - Single Hole, Gooseneck Deck Mount, Electronic Lavatory Fitting with Dual Beam Infrared Sensor
- Less Spout
- 1 1/16" - 18 UNEF Male Body Outlet
- 6 Volt Lithium CRP2 Battery (Included)
- Single Supply for Tempered Water
- Multiple Field Adjustable Modes and Ranges
- Geberit Commander Software Compatible



116.404.21.1

- DC - Single Hole, Gooseneck Wall Mount, Electronic Lavatory Fitting with Dual Beam Infrared Sensor
- Less Spout
- 1 1/16" - 18 UNEF Male Body Outlet
- 6 Volt Lithium CRP2 Battery (Included)
- Single Supply For Tempered Water
- Multiple Field Adjustable Modes and Ranges
- Geberit Commander Software Compatible



116.413.21.1

- DC - Single Hole, Gooseneck Deck Mount, Electronic Lavatory Fitting with Dual Beam Infrared Sensor
- Less Spout
- 1 1/16" - 18 UNEF Male Body Outlet
- 6 Volt Lithium CRP2 Battery (Included)
- Concealed Internal Temperature Control Mixer
- Multiple Field Adjustable Modes and Ranges
- Geberit Commander Software Compatible



116.414.21.1

- DC - Single Hole, Gooseneck Wall Mount, Electronic Lavatory Fitting with Dual Beam Infrared Sensor
- Less Spout
- 1 1/16" - 18 UNEF Male Body Outlet
- 6 Volt Lithium CRP2 Battery (Included)
- Concealed Internal Temperature Control Mixer
- Multiple Field Adjustable Modes and Ranges
- Geberit Commander Software Compatible



116.423.21.1

- DC - Single Hole, Gooseneck Deck Mount, Electronic Lavatory Fitting with Dual Beam Infrared Sensor
- Less Spout
- 1 1/16" - 18 UNEF Male Body Outlet
- 6 Volt Lithium CRP2 Battery (Included)
- User Adjustable Temperature Control Mixer
- Multiple Field Adjustable Modes and Ranges
- Geberit Commander Software Compatible



116.424.21.1

- DC - Single Hole, Gooseneck Wall Mount, Electronic Lavatory Fitting with Dual Beam Infrared Sensor
- Less Spout
- 1 1/16" - 18 UNEF Male Body Outlet
- 6 Volt Lithium CRP2 Battery (Included)
- User Adjustable Temperature Control Mixer
- Multiple Field Adjustable Modes and Ranges
- Geberit Commander Software Compatible

Transformers



240.630.00.1

- Plug-in Transformer - Single Use
- Class 2A Transformer
- Standard 2 Prong 115V Outlet
- Input Voltage 120VAC 60Hz
- Output Voltage 12VAC
- Output Current 50mA
- Short Circuit (Thermal Cutout) Protection



240.631.00.1

- Hardwire Transformer - Multi Use
- Class 2A Transformer
- Hardwired with Standard 4" Mounting Plate
- Input Voltage 120VAC 60Hz
- Output Voltage 12VAC
- Output Current 300mA
- Short Circuit (Thermal Cutout) Protection
- Maximum 8 Faucet Installation

Cover Plates



240.627.21.1

- 4" Cover Plate with Locating Pin and Mounting Hardware



240.628.21.1

- 8" Cover Plate with Locating Pin and Mounting Hardware

Copper Tube Inlet



240.632.00.1

- Copper Tube Supply Inlet

Mixing Valve



119-NF

- Thermostatic Mixing Valve (for 1 to 6 fittings)



560-045KJKRBF

- Dual Purpose Mixing "Y" Assembly Allows for Coarse Water Temperature

HyTronic™ & E-Tronic™ 20 Feature Comparisons

Use this comparison chart to help in your selection of the best Chicago Faucets electronic solution for your project.



| | | | <i>Product Feature</i> | <i>HyTronic™</i> | <i>E-Tronic™ 20</i> |
|---------------------------------|--------------------------------------|----------------------------------|------------------------|------------------|---------------------|
| Product Offering | Spout Type | Lavatory | | ■ | ■ |
| | | Gooseneck | | ■ | |
| | | Wall Mount | | ■ | |
| | | Less Spout | | ■ | |
| | Mixer | Single Supply | | ■ | ■ |
| | | Internal Mixer | | ■ | ■ |
| External Mixer | | | ■ | | |
| Design | Reliability | Fully Potted Electronics | | ■ | ■ |
| | | Automatic AC/DC Source Detection | | ■ | ■ |
| | | Automatic Faucet Calibration | | ■ | ■ |
| | | Auto Static/Dynamic Modes | | ■ | ■ |
| | | Check Valves | | ■ | ■ |
| | | Dual Beam User Detection System | | ■ | ■ |
| | | CR-P2 Lithium Battery | | ■ | ■ |
| | Battery Life 3 Years or 200,000 Uses | | ■ | ■ | |
| | Installation | Self-Retaining Mounting Hardware | | ■ | ■ |
| | | Low Battery Indicator | | ■ | ■ |
| Above Deck Servicing Components | | | ■ | ■ | |
| Flow Control | Outlets | Field AC/DC Retrofittable | | ■ | ■ |
| | | 0.5 GPM Spray | | ■ | ■ |
| | | 2.2 GPM Aerator | | ■ | |
| | | 2.2 GPM Laminar | | ■ | ■ |
| Accessories | Items | Others as Accessories | | ■ | ■ |
| | | 4" Cover Plate | | ■ | ■ |
| | | 8" Cover Plate | | ■ | ■ |
| | | Plug-In Transformer | | ■ | ■ |
| | | Hard Wire Transformer | | ■ | ■ |
| Mode & Adjustments | Method | Copper Supply Tubes | | ■ | ■ |
| | | Manual Teach in Adjustment | | ■ | |
| | | Troubleshooting Available | | ■ | |
| | Options available | Palm (Commander) Adjustment | | ■ | |
| | | Normal Mode | | ■ | ■ |
| | | Metered Mode | | ■ | |
| | | Scrub Mode | | ■ | |
| | | Clean Mode | | ■ | |
| | | Water Saver Mode | | ■ | |
| | | Hygiene Mode | | ■ | |
| Smart Power Mode | | ■ | | | |
| Warranty | Items | Individual Beam Adjustment | | ■ | |
| | | Distance Adjustment | | ■ | |
| | | 3 Years Electronics | | ■ | ■ |
| | | 3 Years Solenoid | | ■ | ■ |
| | | 5 Years Mechanical | | ■ | ■ |

Chicago Faucets, a member of the Geberit Group, is the leading brand of commercial faucets and fittings in the United States, offering a complete range of products for schools, laboratories, hospitals, office buildings, food service, airports and sports facilities. Whatever your requirements may be, Chicago Faucets extensive standard and made-to-order product offerings are designed to meet any commercial application.

The Chicago Faucet Company
2100 South Clearwater Drive
Des Plaines, IL 60018
Phone: 847/803-5000
Fax: 847/803-5454
Technical: 800/832-8783
www.chicagofaucets.com